

# stefani m

Industrial automatic edge bander



**STEFANI M** EETS YOUR EDGEBANDING NEEDS  
THE ELECTRONIC TOUCH FOR EVERYONE





## **ELECTRONIC TOUCH: THE GENTLE TOUCH OF THE PANEL**

Quality and reliability with servo-assisted technology of the working units for the highest level of processing with all materials.



## **INDUSTRIAL**

Solutions with speeds up to 25 m/min, minimum panel gap of 350 mm for industrial performance. Always the highest quality thanks to proven reliability of its operating units.



## **FLEXIBLE**

Automatic setup for machining 3 different radii. Ready to be integrated into flexible edgebanding cells.



## **COMPETITIVE**

Sustainable investment, highly competitive in price with advanced technological solutions.



## **VERSATILE**

Different gluing technologies on board of the machine at the same time, Airfusion+, EVA and PUR glues allow the best quality solutions to be always available for each panel.

# TECHNICAL FEATURES

**Stefani m** is the new industrial edge bander with all the latest solutions for panel edgebanding. It offers high quality processing thanks to the “electronic touch” of the servo units and exclusive edge gluing technologies. Highly productive thanks to the speed of 25 m/min and automatic setup of operations, it is the ideal edge bander for industries that need to continuously produce a large number of panels, even different ones.



## TECHNICAL DATA

Feed speed (depending on the composition)	m/min	10 - 25
Panel thickness	mm	8 - 60 (80 opt)
Thickness of edge in coils	mm	0,3 - 3
Thickness of edge in strips/solid wood	mm	0,3 - 15 (22 opt)
Minimum panel length	mm	140
Minimum panel width	mm	60





# OPERATING UNITS



## RT-H PRE-MILLING UNIT

Excellent surface for a perfect edge joint line.



## HM1002 GLUING UNIT

- Automatic loading of up to 6 coils.
- Application of EVA and PUR glues with SGP 3.0 glue pot.
- AirFusion+ for gluing the edge with Hot Air.
- FlexMelter premelter for PUR and EVA glues





### Y-SE 1000 SERVO END-CUTTING UNIT

Top quality thanks to the 'electronic touch' of the operating units with servo-assisted technology.

### ROUND 2 SERVO CORNER ROUNDING UNIT




### MULTIEDGE KIT FOR ROUND



### ROUND 2 CORNER ROUNDING UNIT



### ROUND 4 CORNER ROUNDING UNIT



3 models of corner rounding unit are available for every need. All can be fitted with the Multiedge device for machining 3 different radii or 45°.

# OPERATING UNITS

## RI-M MULTIEDGE 3R TRIMMING UNIT



Machining of 3 different radii or 45° with automatic setup and NO EDGE finishing.

## RAS-M MULTIEDGE 3R EDGE SCRAPING UNIT



## RC-N GLUE SCRAPING UNIT



Automatic setup for machining textured panels with protective films.

## U-D SPINDLE GROOVING UNIT



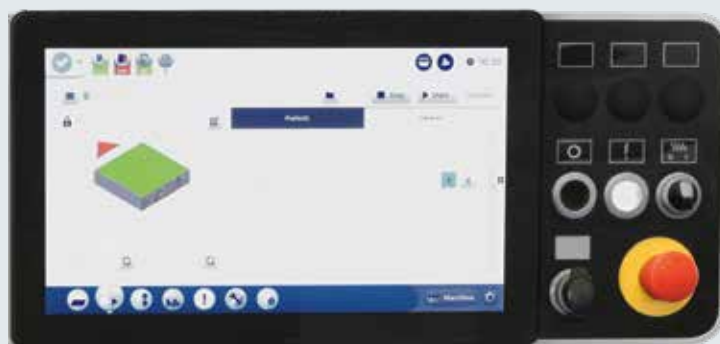
Machining of slots in 3 sides of the panel.  
- NC axes for vertical and horizontal tool positioning  
- 5.5 kW motor



# Maestro active edge

**stefani m**  
Industrial automatic edge bender

## EYE-M 24" CONSOLE

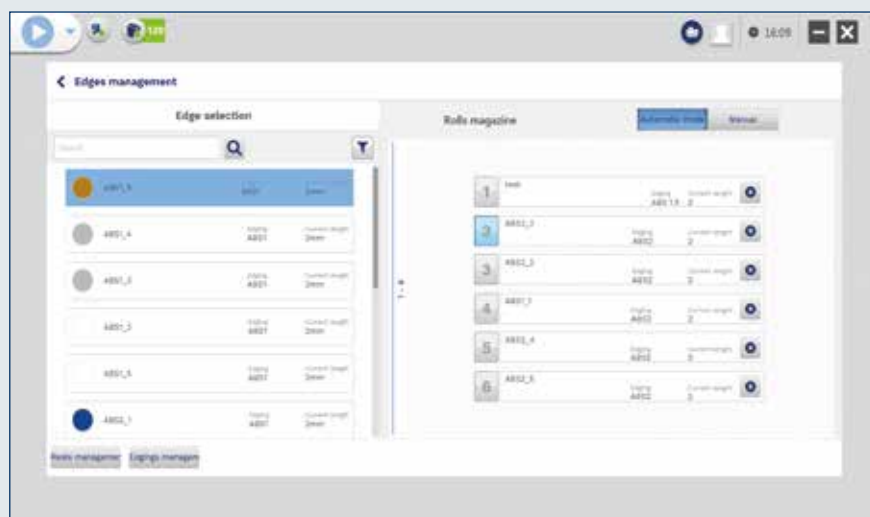


EYE-S 15" CONSOLE

## PRODUCING IN SMART MODE

Operator interface with immediate and intuitive panel programming thanks to the adaptive 3D design of the processing with real time preview. Customization of the "production panel" page with the main functions (favorites) and quick recall of the main working programs.

# Maestro edgestore manager



A single database of all the customer's edges, with rapid association of the machining program with the edge used, thanks to the "Maestro edge store manager" software.



## THE USE OF POWER ONLY WHEN IT IS REQUIRED

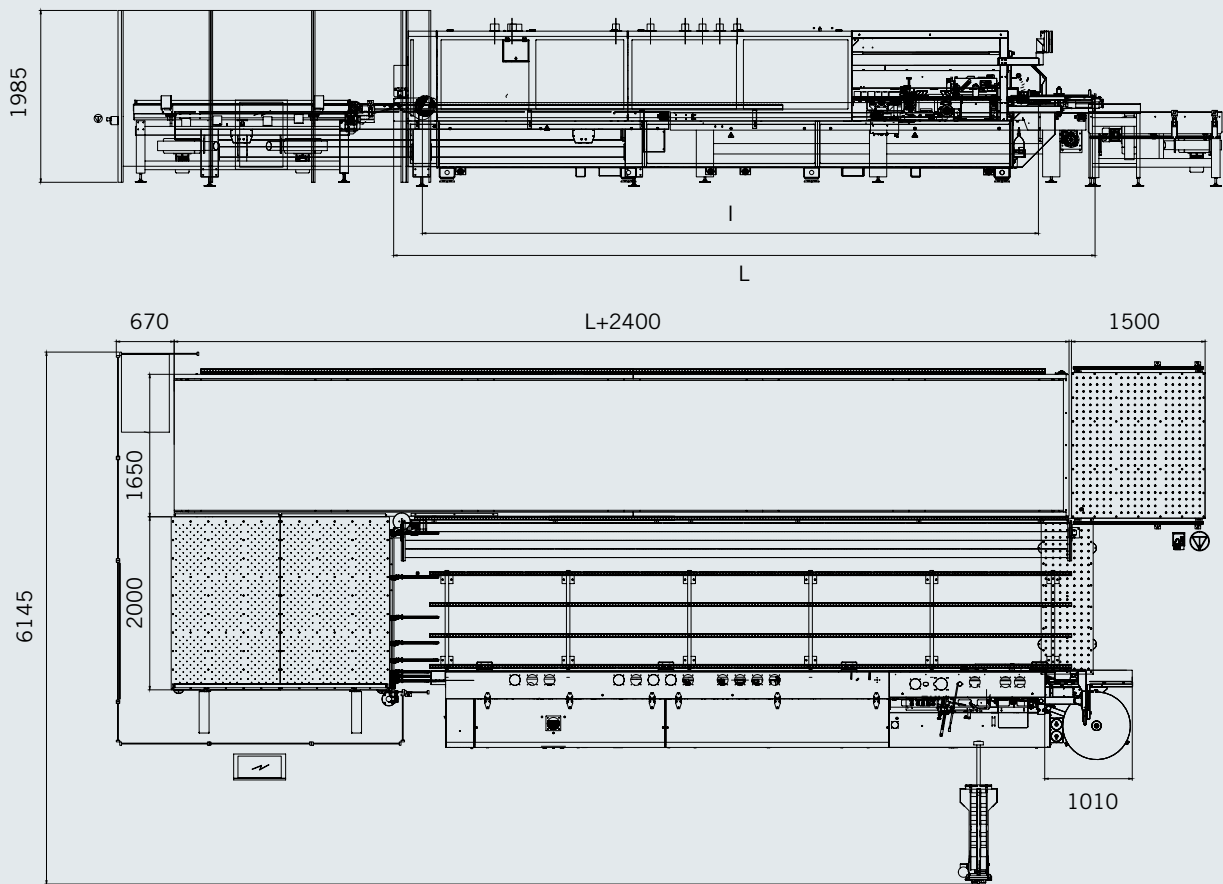
**SavEnergy** allows making things operate only when they are really necessary. It means the machine automatically enters "stand-by" mode when there are no panels to be machined.

# TECHNICAL DATA



## STEFANI CELL E

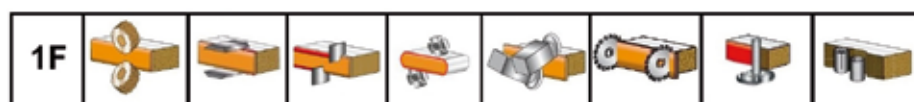
Flexible edgebanding cell for already squared panels composed of stefani m, gantry panel return system pickback and manual loading.




STEFANI M		RS	RS+	WS+	D	E+	R	G	R+	W+	Z+
Interaxis (I)	mm	5300	6300	6700	5300	6300	6300	6700	7100	7500	7500
Length (L)	mm	6300	7300	7700	6300	7300	7300	7700	8100	8500	8500

## 22 m/min WORKING SPEED

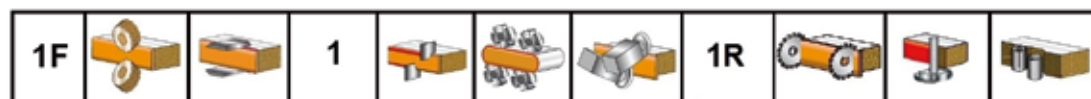
RS



RS+



WS+

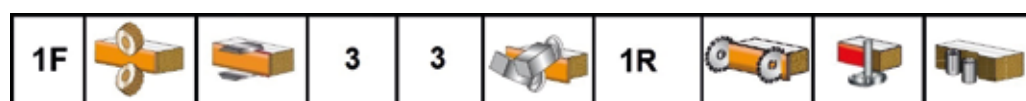


## 25 m/min WORKING SPEED


D



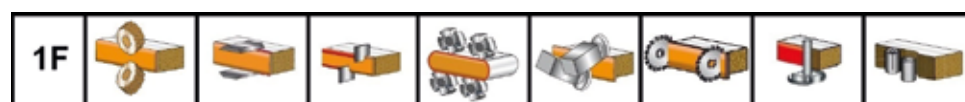
E+



R



G



R+



W+



Z +



## OPTIONAL UNITS



(1R) = Trimming unit



(1) = Milling or Sanding unit



(3) = Sanding or Milling or Edge Scraping unit (\*)



(1F) = Edge brightening unit

(\*) Attention! Spaces (3) cannot have identical working units.





**SCM GROUP SPA - STEFANI**

viale del lavoro 1/3 - 36016 Thiene (VI) - Italy

tel. +39 0445 359511

[stefani@scmgroup.com](mailto:stefani@scmgroup.com)

[www.scmwood.com](http://www.scmwood.com)



00L0927109D